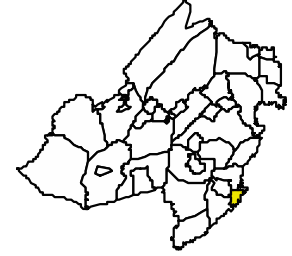




CHATHAM BOROUGH

"Benigno numine"
(With Benign Power)

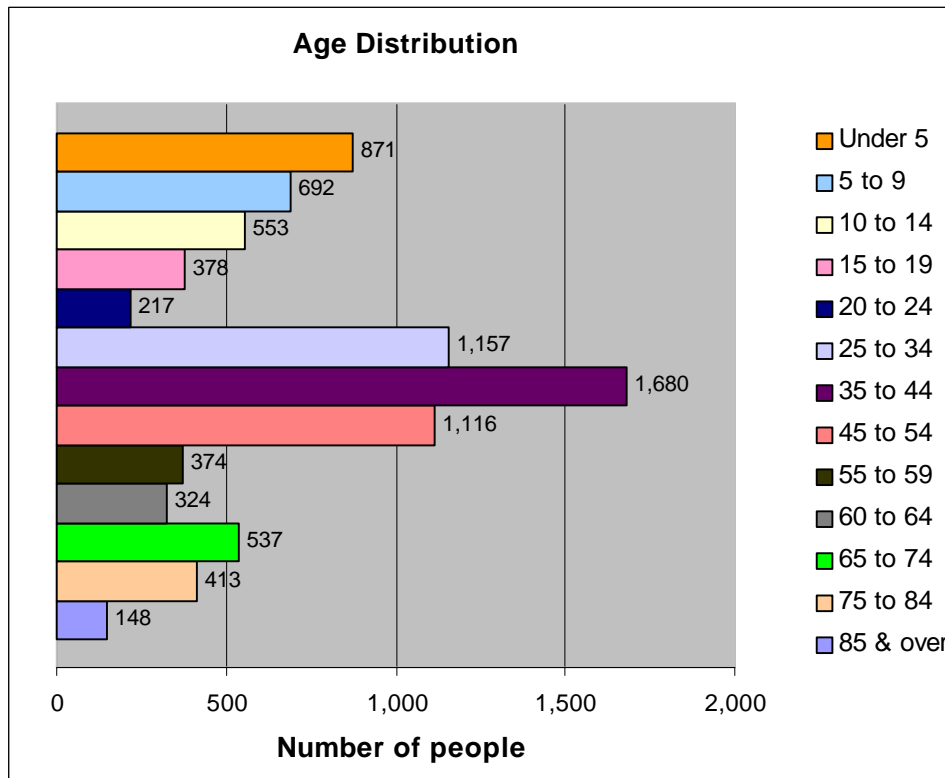


OVERVIEW

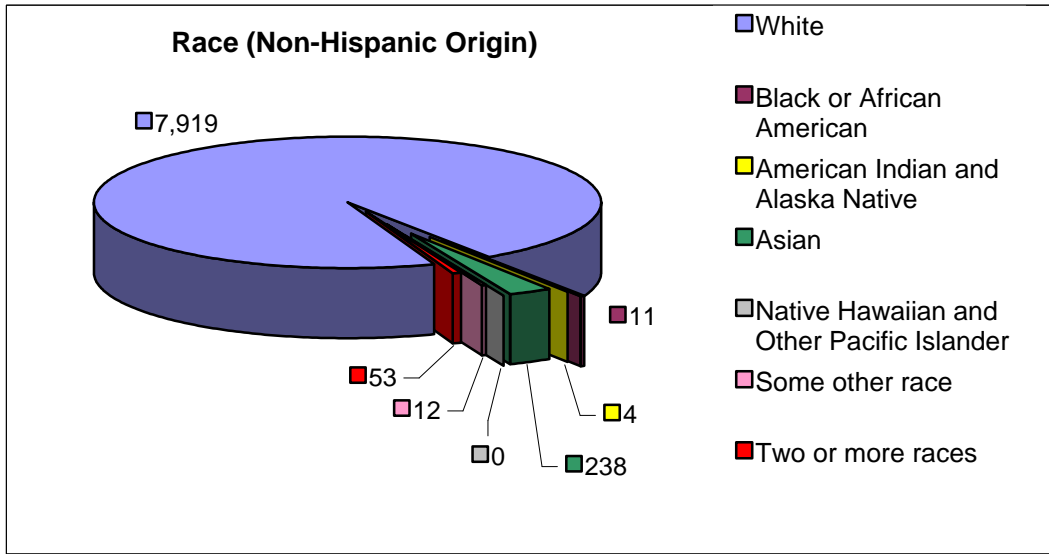
Chatham Borough is located on the southern edge of Morris County, about 25 miles west of New York City. The area was named Chatham in 1773 in honor of the English Prime Minister, Sir William Pitt, Earl of Chatham. Chatham became a center of the rose growing industry in the 1870's and 80's. Chatham Borough celebrated its Centennial, the anniversary of seceding from Chatham Township, in 1997. Chatham has managed to keep its small town charm, even with the completion of Route 24 and the initiation of Midtown Direct service, which has attracted new residents.

POPULATION DATA	1990	2000	Change
Total population	8,007	8,460	453
Land size (miles ²)	2.4	2.4	0
Density (persons/mile ²)	3,336	3,506	170
Male	3,754	4,037	283
Female	4,253	4,423	170
Median age (years)	37.5	36.9	-0.6

AGE GROUPS	2000	%
18 years and over	6,068	71.7
male	2,823	33.4
female	3,245	38.4
65 years and over	1,098	13.0
male	445	5.3
female	653	7.7



Chatham Borough



HOUSING	1990	2000	Change
Total housing units	3,154	3,232	78
Occupied units	3,095	3,159	64
Owner occupied	2,405	2,511	106
Renter occupied	690	648	-42
Average size owner-occupied	2.78	2.87	0.09
Average size renter-occupied	1.88	1.88	0
Vacant units	59	73	14
Seasonal or occasional use	2	10	8

RACE BY HISPANIC ORIGIN	Hispanic	Total
White	185	8,104
Black or African American	1	12
American Ind. & Alaska Native	1	5
Asian	0	238
Native Hawaiian/ Oth. Pacific Isl.	1	1
Some other race	30	42
Two or more races	5	58
Total Population	223	8,460

HOUSEHOLD BY TYPE	2000	%
Total households	3,159	100.0
Family households	2,384	75.5
With children under 18	1,244	39.4
Married Couple	2,137	67.6
With children under 18	1,132	35.8
Female householder, no husband	201	6.4
With children under 18	92	2.9
Non-family households	775	24.5
Householder living alone	673	21.3
Householder 65 and over	291	9.2
Households w/ indiv. under 18	1,271	40.2
Households w/ indiv. 65 & over	766	24.2
Average household size	2.67	
Average family size	3.14	

RELATIONSHIP	2000	%
Total population	8,460	100.0
In households	8,420	99.5
Householder	3,159	37.3
Spouse	2,137	25.3
Child	2,774	32.8
Own child under 18	2,342	27.7
Other Relatives	181	2.1
Under 18	41	0.5
Nonrelatives	169	2.0
Unmarried partner	63	0.7
In group quarters	40	0.5
Institutionalized	26	0.3
Non-institutionalized	14	0.2