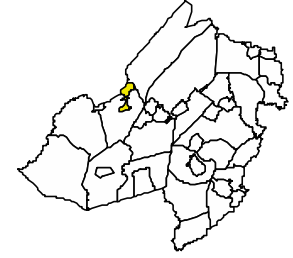


Established  
1890

# MOUNT ARLINGTON BOROUGH

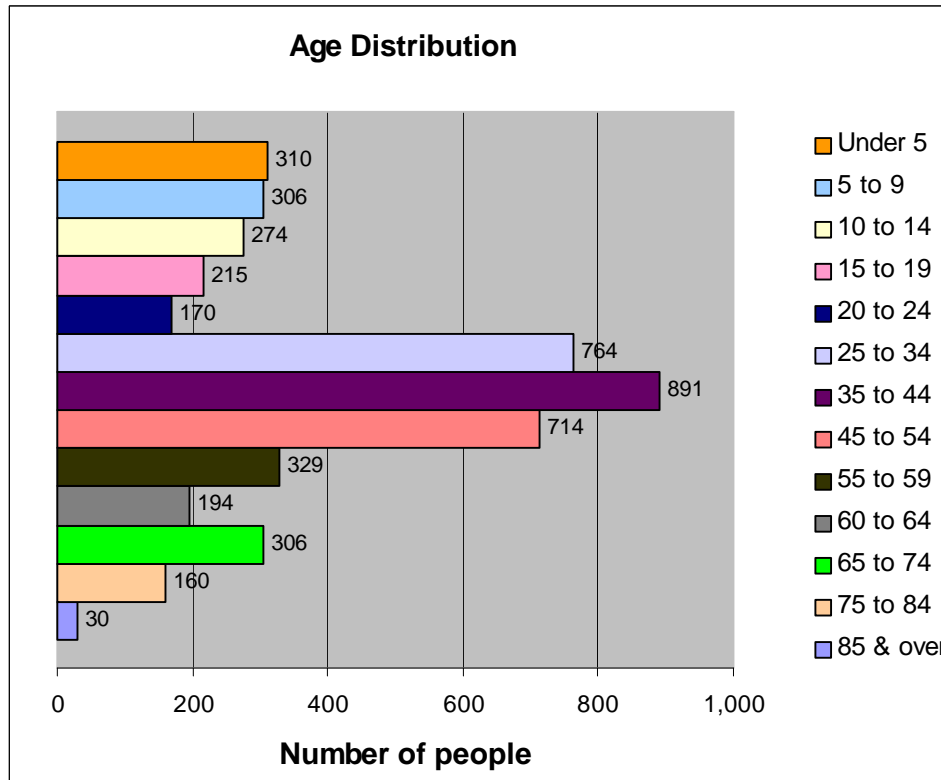


## OVERVIEW

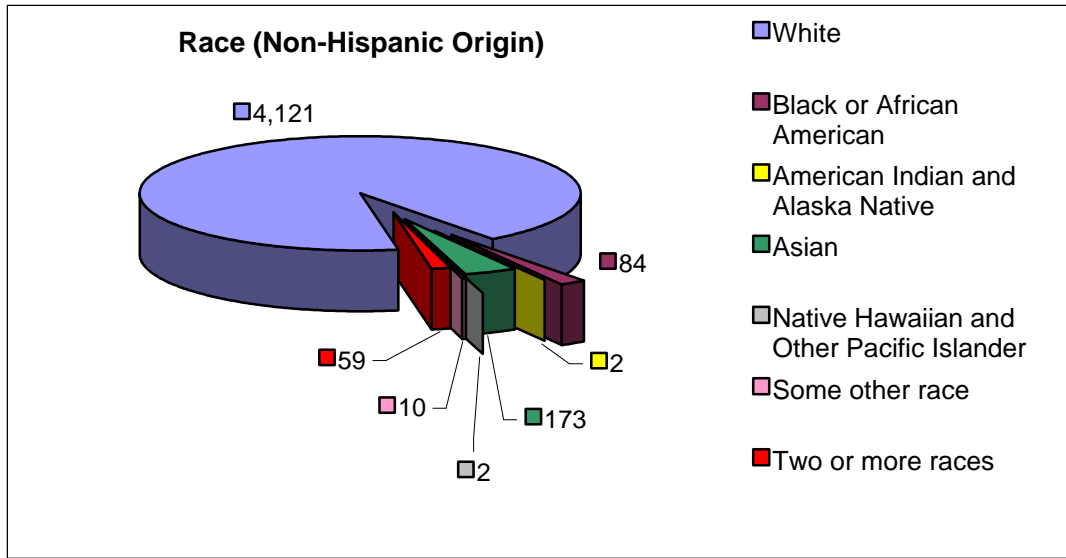
The Borough of Mount Arlington lies along the eastern bank of Lake Hopatcong. Access by railroad shaped Mount Arlington's destiny as a resort community during the second half of the 19<sup>th</sup> Century. The borough was established in 1890 when it separated from Roxbury Township. Morris County's Lee's Marina and the Lake Hopatcong Yacht Club are popular boating facilities on the lake. More than 500 acres, or 29% of the borough, is publicly owned open space, consisting of parks and active recreation areas and unimproved wooded open space for passive recreation. In recent years, the Howard Boulevard and I-80 interchange area has attracted both residential and commercial development to Mount Arlington.

POPULATION DATA	1990	2000	Change
Total population	3,630	4,663	1,033
Land size (miles <sup>2</sup> )	2.1	2.10	0
Density (persons/mile <sup>2</sup> )	1,729	2,207	478
Male	1,798	2,216	418
Female	1,832	2,447	615
Median age (years)	32.4	37.9	5.5

AGE GROUPS	2000	%
18 years and over	3,634	77.9
male	1,692	36.3
female	1,942	41.6
65 years and over	496	10.6
male	210	4.5
female	286	6.1



Mount Arlington



HOUSING	1990	2000	Change
Total housing units	1,470	2,039	569
Occupied units	1,291	1,918	627
Owner occupied	885	1,536	651
Renter occupied	406	382	-24
Average size owner-occupied	3.12	2.52	-0.60
Average size renter-occupied	2.09	2.00	-0.09
Vacant units	179	121	-58
Seasonal or occasional use	101	68	-33

RACE BY HISPANIC ORIGIN	Hispanic	Total
White	142	4,263
Black or African American	1	85
American Ind. & Alaska Native	7	9
Asian	5	178
Native Hawaiian/ Oth. Pacific Isl.	0	2
Some other race	49	59
Two or more races	8	67
<b>Total Population</b>	<b>212</b>	<b>4,663</b>

HOUSEHOLD BY TYPE	2000	%
Total households	1,918	100.0
<b>Family households</b>	<b>1,263</b>	<b>65.8</b>
With children under 18	542	28.3
Married Couple	1,045	54.5
With children under 18	448	23.4
Female householder, no husband	467	24.3
With children under 18	72	3.8
<b>Non-family households</b>	<b>655</b>	<b>34.2</b>
Householder living alone	535	27.9
Householder 65 and over	119	6.2
Households w/ indiv. under 18	576	30.0
Households w/ indiv. 65 & over	374	19.5
Average household size	2.42	
Average family size	2.99	

RELATIONSHIP	2000	%
Total population	4,663	100.0
<b>In households</b>	<b>4,637</b>	<b>99.4</b>
Householder	1,918	41.1
Spouse	1,045	22.4
Child	1,292	27.7
Own child under 18	967	20.7
Other Relatives	174	3.7
Under 18	48	1.0
Nonrelatives	208	4.5
Unmarried partner	103	2.2
<b>In group quarters</b>	<b>26</b>	<b>0.6</b>
Institutionalized	0	0.0
Non-institutionalized	26	0.6